

## **HOW TO JOIN THE V-A-S GOOGLE MAILING GROUP**

To join the V-A-S Google mailing group, first you need to be a **fully paid member of Valley Aviation Society**. And have a valid **Email Address**. Google Groups works by registering your existing email address, without you having to create a random username to join.

You will also need to enter a password of your choice when creating a Google account.

**Please Note:** Make sure you remember and note your password, as we have no way of knowing what password you have use.

If you are an existing member of the **V-A-S Yahoo mailing group**, you will automatically be invited to join the **V-A-S Google mailing group** by one of the group's moderators.

If you are new member to our mailing group then you will need to email us with your full name; home address and a valid email address and we will send you an invitation to join the V-A-S mailing list.

**STEP BY STEP GUIDE**  
**FOR MEMBER'S WITH GOOGLE ACCOUNT ONLY**

**Step: 1**

You will receive an email invitation to join the V-A-S Google Mailing Group on your inbox through your email program provider (look photo below). Simply click on the “**accept invitation**” link to proceed to **Step: 2.**

Extra line breaks in this message were removed.

From: noreply@googlegroups.com  
To:  
Cc:  
Subject: Google Groups: You've been invited to VAS Mailing Group

V-A-S Valley Aviation Society [webmaster@valleyaviationsociety.net](mailto:webmaster@valleyaviationsociety.net) has invited you to join the VAS Mailing Group group with this message:

Here is the group's description:

V-A-S - Valley Aviation Society Would like to welcome you to the "Official Valley Aviation Society" mailing list, we hope that you all find this board helpful regarding news & movements around RAF Valley. Best Regards Valley Aviation Society

----- Google Groups Information -----

You can accept this invitation by clicking the following URL:

<http://groups.google.com/group/vas-group/sub?s=sAf4aAgAAAAfNyreN7yf1ZDvq-PyvF3f&hl=en>

Access to the group on the web requires a Google Account. If you don't have a Google Account set up yet, you'll first need to create an account before you can access the group. You can create an account at:

<http://www.google.com/accounts/NewAccount?service=groups2&dEM=dimitris%40idnet.com&continue=http%3A%2F%2Fgroups.google.com%2Fgroup%2Fvas-group%3Fhl%3Den>

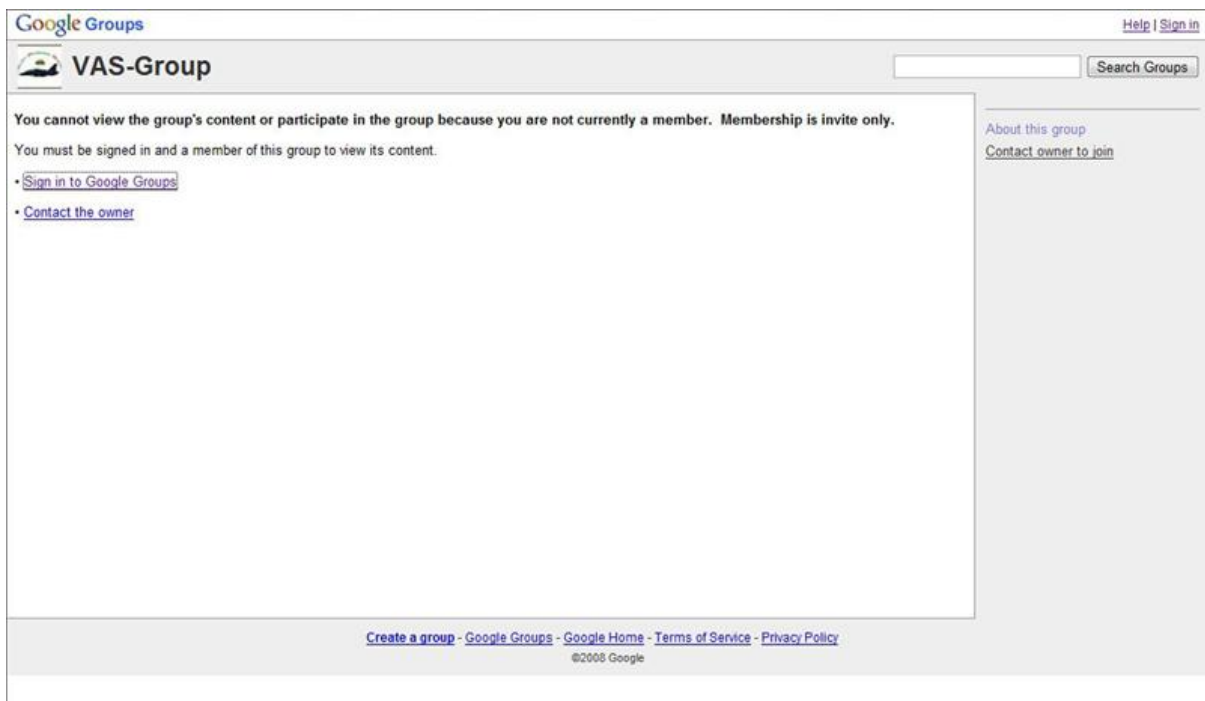
----- If This Message Is Unwanted -----

If you feel that this message is abuse, please inform the Google Groups staff by using the URL below.

<http://groups.google.com/groups/abuse?invite=MQAAAF7xUgCgf9QG05sMBw&hl=en>

## **Step: 2**


Once you have clicked on the **invitation link**, you will be directed to this page below, you can see this page because you are NOT signed in to your Google Account, simply click on the **“Sign in to Google Groups”** link to proceed to **Step: 3**



The screenshot shows a Google Groups interface for a group named "VAS-Group". At the top left, the "Google Groups" logo is visible. In the top right corner, there are links for "Help" and "Sign in". Below the logo, the group name "VAS-Group" is displayed next to a search bar and a "Search Groups" button. The main content area contains a message: "You cannot view the group's content or participate in the group because you are not currently a member. Membership is invite only. You must be signed in and a member of this group to view its content." Below this message are two links: "Sign in to Google Groups" and "Contact the owner". On the right side, there is a sidebar with links for "About this group" and "Contact owner to join". At the bottom of the page, there is a footer with links for "Create a group", "Google Groups", "Google Home", "Terms of Service", and "Privacy Policy", along with the copyright notice "©2008 Google".

## Step: 3

Please sign in using your email address and password you have used to create your Google Account, once you have typed your **email address** and **password**, simply click the “**sign in button**” to proceed to Step: 4




Welcome to the new Groups

Along with familiar features like group creation and search, Google Groups has a new look and exciting new features. Now you can:

- Create rich custom group web pages
- Customize your group's look and graphics
- Upload files for your members to share
- Share member profiles
- And more...

[Take a tour of Google Groups »](#)



Sign in to Google Groups with your **Google Account**

Email:

Password:

Remember me on this computer.

[I cannot access my account](#)

Don't have a Google Account?

[Create an account now](#)

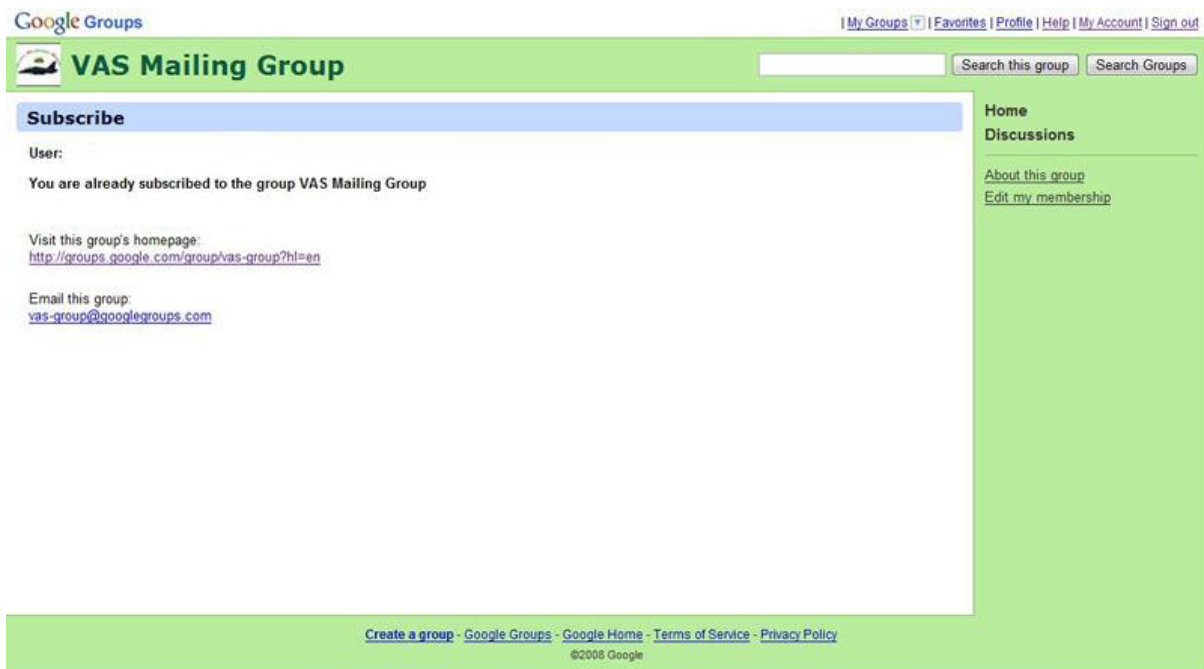
---

[Create a group](#) - [Google Groups](#) - [Google Home](#) - [Terms of Service](#) - [Privacy Policy](#)

©2008 Google

## **Step: 4**

**Congratulation:** If you have done all the above steps correctly, you will now see this page and be a member of the **Valley Aviation Society Google mailing group**.



The screenshot shows the Google Groups interface for the 'VAS Mailing Group'. At the top, there are navigation links: 'My Groups', 'Favorites', 'Profile', 'Help', 'My Account', and 'Sign out'. Below this is the group name 'VAS Mailing Group' with a search bar and 'Search this group' and 'Search Groups' buttons. A 'Subscribe' section is highlighted in blue, containing the text: 'User: You are already subscribed to the group VAS Mailing Group'. Below this, it says 'Visit this group's homepage:' with the URL <http://groups.google.com/group/vas-group?hl=en>. It also says 'Email this group:' with the email address [vas-group@googlegroups.com](mailto:vas-group@googlegroups.com). On the right side, there are links for 'Home', 'Discussions', 'About this group', and 'Edit my membership'. At the bottom, there are links for 'Create a group', 'Google Groups', 'Google Home', 'Terms of Service', and 'Privacy Policy', along with a copyright notice '©2008 Google'.

If you are still having difficulties and can not find a way to correct the problem. Please contact Dimitris on: [webmaster@valleyaviationsociety.net](mailto:webmaster@valleyaviationsociety.net) and he will try to assist you through the process.

### **Useful Links:**

To visit the links below, please hold down the “**Ctrl**” key on your keyboard and **click the link**.

V-A-S Google Mailing Group: <http://groups.google.com/group/vas-group>

V-A-S Main Website: <http://www.valleyaviationsociety.net>

V-A-S Galleries: <http://www.valleyaviationsociety.net/gallery.htm>

V-A-S Join Form: [http://www.valleyaviationsociety.net/membership\\_form.htm](http://www.valleyaviationsociety.net/membership_form.htm)

### **Useful Email Links:**

V-A-S Membership Enquiries: [membership@valleyaviationsociety.net](mailto:membership@valleyaviationsociety.net)

V-A-S Photocall 2008 Enquiries: [photocallmanager@valleyaviationsociety.net](mailto:photocallmanager@valleyaviationsociety.net)

